

Please check the examination details below before entering your candidate information

Candidate surname					Other names				
Centre Number				Candidate Number					
<input type="text"/>	<input type="text"/>	<input type="text"/>	<input type="text"/>	<input type="text"/>	<input type="text"/>	<input type="text"/>	<input type="text"/>	<input type="text"/>	<input type="text"/>

Pearson Edexcel Level 1/Level 2 GCSE (9–1)

Time 1 hour 10 minutes

Paper reference **1SC0/2CH**

Combined Science

PAPER 5

Higher Tier

You must have:
Calculator, ruler

Total Marks

Instructions

- Use **black** ink or ball-point pen.
- **Fill in the boxes** at the top of this page with your name, centre number and candidate number.
- Answer **all** questions.
- Answer the questions in the spaces provided
– *there may be more space than you need.*
- Calculators may be used.
- Any diagrams may NOT be accurately drawn, unless otherwise indicated.
- You must **show all your working out** with **your answer clearly identified** at the **end of your solution**.

Information

- The total mark for this paper is 60.
- The marks for **each** question are shown in brackets
– *use this as a guide as to how much time to spend on each question.*
- In questions marked with an **asterisk** (*), marks will be awarded for your ability to structure your answer logically, showing how the points that you make are related or follow on from each other where appropriate.
- There is a periodic table on the back cover of the paper.

Advice

- Read each question carefully before you start to answer it.
- Try to answer every question.
- Check your answers if you have time at the end.

Turn over ►

P69474A

©2022 Pearson Education Ltd.

Q:1/1/




Pearson

Answer ALL questions. Write your answers in the spaces provided.

Some questions must be answered with a cross in a box ☒. If you change your mind about an answer, put a line through the box ☒ and then mark your new answer with a cross ☒.

- 1 A student used the apparatus in Figure 1 to investigate the rate of the reaction between a metal and dilute hydrochloric acid.

Pieces of the metal were placed in dilute hydrochloric acid in the flask, and the total volume of gas produced was measured every minute.

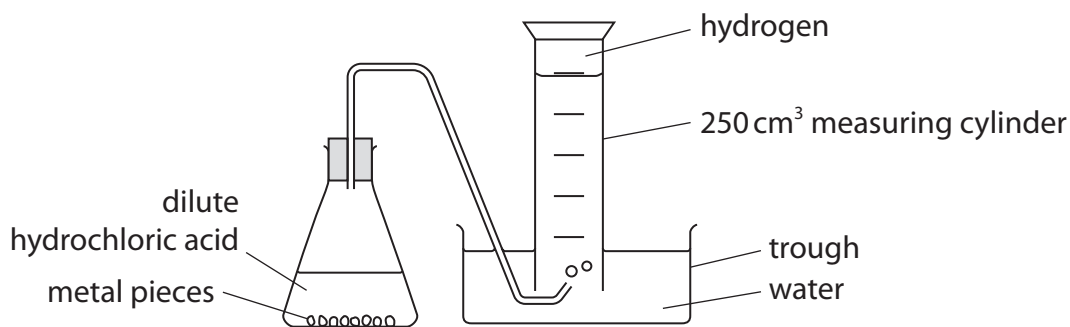


Figure 1

- (a) Figure 2 shows a graph of the student's results.

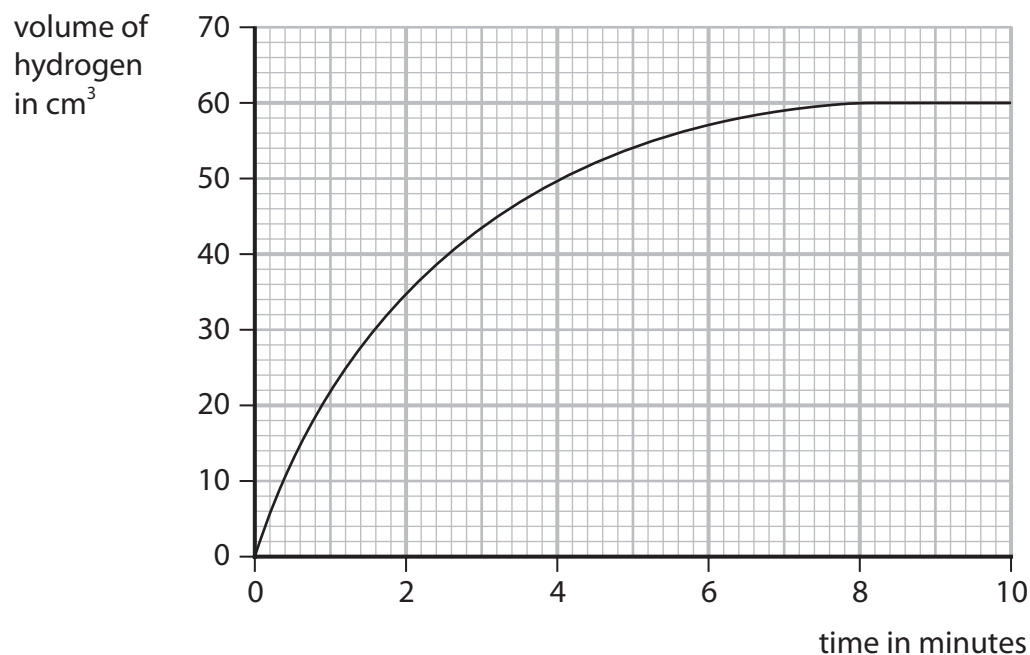


Figure 2



- (i) Name a piece of apparatus that would be better to measure the volume of gas produced, instead of the 250 cm³ measuring cylinder.

Give a reason for your answer.

(2)

name of apparatus

reason

- (ii) Calculate the mean rate of production of hydrogen over the first 90 seconds, in cm³ per second.

(3)

rate = cm³ per second

- (iii) The student measured the volume of gas for 10 minutes.

State why the measurements could have been stopped at 9 minutes.

(1)

- (b) The experiment was repeated, but with acid of a higher concentration.

The rate of reaction was faster.

- (i) Explain why the rate of reaction increases when the concentration of acid is increased.

(2)

DO NOT WRITE IN THIS AREA

DO NOT WRITE IN THIS AREA

DO NOT WRITE IN THIS AREA



P 6 9 4 7 4 A 0 3 2 0

(ii) Another student suggests four other ways of increasing the rate of this reaction.

Which one is correct?

(1)

- A** use the same acid but at a lower temperature
- B** use a larger trough
- C** use a smaller flask
- D** use the same metal but in a powdered form

(Total for Question 1 = 9 marks)

DO NOT WRITE IN THIS AREA

DO NOT WRITE IN THIS AREA

DO NOT WRITE IN THIS AREA



2 This question is about gases.

(a) When sodium is added to water, hydrogen gas is produced.

Which observation shows that a gas has been produced?

(1)

- A** a white precipitate forms
- B** effervescence is seen
- C** the sodium sinks in the water
- D** the water changes to a pink colour

(b) Some damp litmus paper is placed in a gas.
The litmus paper is bleached.

Which gas bleaches damp litmus paper?

(1)

- A** carbon dioxide
- B** chlorine
- C** hydrogen
- D** oxygen

(c) When calcium carbonate is heated it decomposes.



When 5.000 g of calcium carbonate is heated, the mass of solid remaining is 2.800 g.

Calculate the mass of carbon dioxide that has been released.

Give your answer to three significant figures.

(2)

.....

 mass of carbon dioxide = g

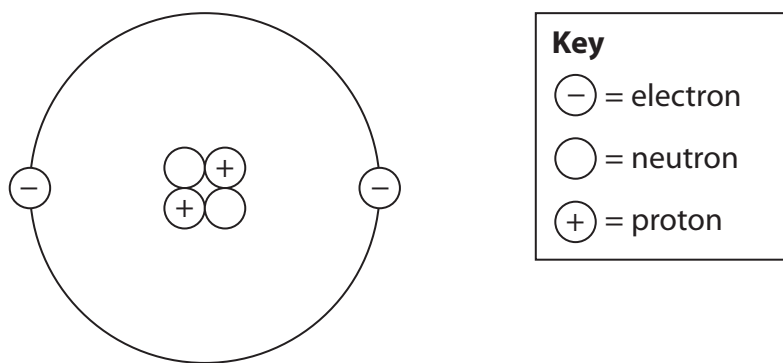
DO NOT WRITE IN THIS AREA

DO NOT WRITE IN THIS AREA

DO NOT WRITE IN THIS AREA



(d) A diagram of an atom of helium is shown in Figure 3.



Key

⊖ = electron

○ = neutron

⊕ = proton

Figure 3

(i) Explain, using Figure 3, why helium is inert.

(2)

(ii) Helium is used to fill balloons.

State one property of helium, apart from it being inert, that makes it suitable for filling balloons.

(1)



(e) Oxygen gas has the formula O_2 .

Calculate the number of oxygen **atoms** in 3.50 mol of oxygen gas.

(Avogadro constant = 6.02×10^{23})

(2)

number of oxygen atoms =

(Total for Question 2 = 9 marks)

DO NOT WRITE IN THIS AREA

DO NOT WRITE IN THIS AREA

DO NOT WRITE IN THIS AREA



- 3 (a) Figure 4 shows some information about the composition of pollutant exhaust gases from the engines of two different vehicles.

pollutant	mass of pollutant given out in g per kilometre driven	
	petrol engine	diesel engine
carbon dioxide	210	180
carbon monoxide	1.5	0.10
unburnt hydrocarbons	0.13	0.020
nitrogen oxides	0.36	2.0
particulates	0.0060	0.046
sulfur dioxide	0.0089	0.0037

Figure 4

- (i) Give **two** ways in which the data in Figure 4 shows that the diesel engine is **more** damaging to the environment than the petrol engine.

(2)

.....

.....

.....

- (ii) Explain, using information from Figure 4, **one** way in which the diesel engine is **less** damaging to the environment than the petrol engine.

(2)

.....

.....

.....



(b) (i) Which statement about the members of the alkane homologous series is correct?

(1)

- A they show a trend in chemical properties
- B their boiling point decreases as the molecules get larger
- C the molecular formula of neighbouring compounds differs by CH_3
- D their viscosity increases as the molecules get larger

(ii) Which one of the following hydrocarbons belongs to the same homologous series as octane, C_8H_{18} ?

(1)

- A C_4H_6
- B C_4H_8
- C C_4H_{10}
- D C_4H_{12}

(iii) Write the balanced equation for the complete combustion of octane, C_8H_{18} .

(3)

(Total for Question 3 = 9 marks)

DO NOT WRITE IN THIS AREA

DO NOT WRITE IN THIS AREA

DO NOT WRITE IN THIS AREA



P 6 9 4 7 4 A 0 9 2 0

4 The elements in group 7 of the periodic table are known as the halogens.

(a) Name the halogen that is in period 4 of the periodic table.

(1)

(b) Explain why chlorine is more reactive than iodine.

(3)

(c) A piece of burning sodium is placed into a gas jar containing chlorine gas, as shown in Figure 5.

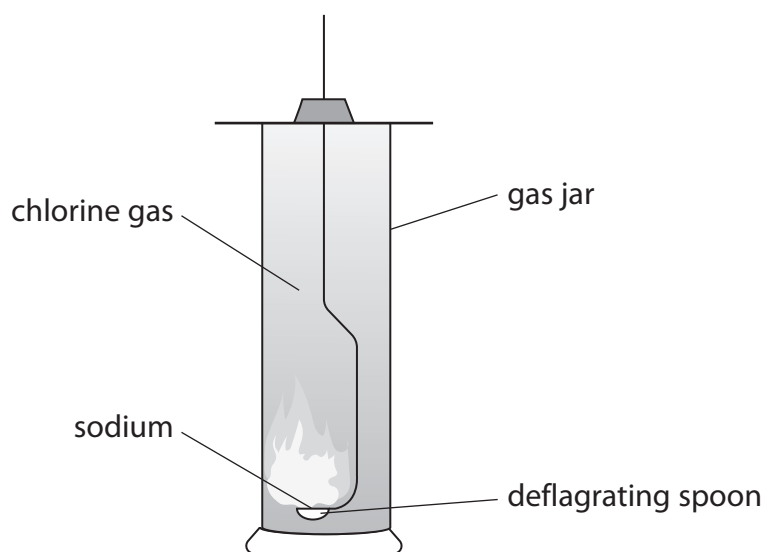


Figure 5

At the end of the reaction, the inside of the gas jar is coated with white crystals.

Identify the white crystals.

(1)

DO NOT WRITE IN THIS AREA

DO NOT WRITE IN THIS AREA

DO NOT WRITE IN THIS AREA



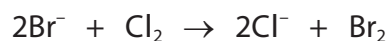
(d) Sodium also reacts with bromine.

(i) Write the balanced equation for the reaction between sodium and bromine. (2)

(ii) In another experiment, a student adds colourless sodium bromide solution to chlorine water.

State what you would **see** in this reaction. (1)

(iii) The ionic equation for the reaction between sodium bromide and chlorine is:



Explain which species has been oxidised in this reaction. (2)

(Total for Question 4 = 10 marks)

DO NOT WRITE IN THIS AREA

DO NOT WRITE IN THIS AREA

DO NOT WRITE IN THIS AREA



5 This question is about oxygen.

- (a) The percentage of oxygen in today's atmosphere is greater than the percentage of oxygen in the Earth's early atmosphere.

Explain what caused this change to happen.

(2)

.....

.....

.....

.....

- (b) Magnesium reacts with oxygen from the air to form magnesium oxide.

A student carries out an investigation to determine the mass of magnesium oxide formed when a known mass of magnesium reacts completely with oxygen.

This is the method the student used.

- step 1** find the mass of a crucible and lid
- step 2** put a known mass of magnesium into the crucible and put the lid on
- step 3** heat for five minutes using a roaring Bunsen burner flame
- step 4** let the crucible, lid and contents cool down
- step 5** find the final mass of the crucible, lid and contents

Explain how the student could check that the magnesium had reacted completely with oxygen.

(2)

.....

.....

.....

.....

DO NOT WRITE IN THIS AREA

DO NOT WRITE IN THIS AREA

DO NOT WRITE IN THIS AREA



- (c) In another experiment, it was found that 1.24 g of phosphorus reacted completely with 1.60 g of oxygen to form phosphorus oxide.

The relative formula mass of this phosphorus oxide is 284.

Deduce the molecular formula of this phosphorus oxide.

You must show your working.

(relative atomic masses: O = 16, P = 31)

(4)

.....

.....

.....

.....

.....

.....

.....

.....

.....

.....

molecular formula =

DO NOT WRITE IN THIS AREA

DO NOT WRITE IN THIS AREA

DO NOT WRITE IN THIS AREA



- (d) A student uses the apparatus shown in Figure 6 to investigate the percentage of oxygen in the atmosphere.

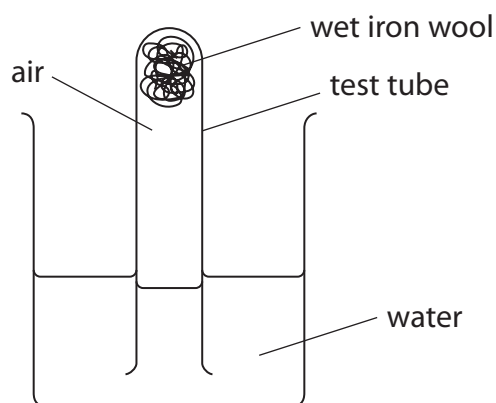


Figure 6

The apparatus was left for a few days.

- (i) Explain one change the student would see after a few days.

(2)

- (ii) Explain one change that can be made to the apparatus in Figure 6 to allow the student to calculate the percentage of oxygen in the atmosphere.

(2)

(Total for Question 5 = 12 marks)



DO NOT WRITE IN THIS AREA

DO NOT WRITE IN THIS AREA

DO NOT WRITE IN THIS AREA

BLANK PAGE



6 (a) In some chemical reactions, bonds are broken in the reactant molecules and new bonds are formed to make the product molecules.

(i) Which row is correct about the energy changes for these processes?

(1)

		energy change	
		breaking a bond	making a bond
<input type="checkbox"/>	A	energy is released	energy is released
<input type="checkbox"/>	B	energy is released	energy is absorbed
<input type="checkbox"/>	C	energy is absorbed	energy is released
<input type="checkbox"/>	D	energy is absorbed	energy is absorbed

(ii) Hydrogen reacts with fluorine.

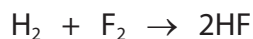


Figure 7 shows the bond energies for the bonds in the three molecules in the equation.

bond	bond energy in kJ mol^{-1}
H—H	436
F—F	158
H—F	562

Figure 7

DO NOT WRITE IN THIS AREA

DO NOT WRITE IN THIS AREA

DO NOT WRITE IN THIS AREA



Calculate the energy change for this reaction.

(4)

DO NOT WRITE IN THIS AREA

DO NOT WRITE IN THIS AREA

DO NOT WRITE IN THIS AREA

energy change = kJ mol⁻¹



P 6 9 4 7 4 A 0 1 7 2 0

DO NOT WRITE IN THIS AREA

DO NOT WRITE IN THIS AREA

DO NOT WRITE IN THIS AREA

Large area with horizontal dotted lines for writing.

(Total for Question 6 = 11 marks)

TOTAL FOR PAPER = 60 MARKS



The periodic table of the elements

1	2	3	4	5	6	7	0
7 Li lithium 3	9 Be beryllium 4	23 Na sodium 11	24 Mg magnesium 12	39 K potassium 19	40 Ca calcium 20	85 Rb rubidium 37	133 Cs caesium 55
55 La* lanthanum 57	89 Y yttrium 39	139 La* lanthanum 57	45 Sc scandium 21	48 Ti titanium 22	51 V vanadium 23	52 Cr chromium 24	55 Mn manganese 25
88 Sr strontium 38	91 Zr zirconium 40	93 Nb niobium 41	96 Mo molybdenum 42	101 Ru ruthenium 44	103 Rh rhodium 45	106 Pd palladium 46	112 Cd cadmium 48
137 Ba barium 56	178 Hf hafnium 72	181 Ta tantalum 73	184 W tungsten 74	190 Os osmium 76	192 Ir iridium 77	195 Pt platinum 78	201 Hg mercury 80
19 K potassium 19	20 Ca calcium 20	39 K potassium 19	40 Ca calcium 20	79 Br bromine 35	80 Br bromine 35	127 I iodine 53	131 Xe xenon 54
11 B boron 5	12 C carbon 6	13 Al aluminium 13	14 Si silicon 14	15 P phosphorus 15	16 S sulfur 16	17 Cl chlorine 17	18 Ar argon 18
11 B boron 5	12 C carbon 6	13 Al aluminium 13	14 Si silicon 14	15 P phosphorus 15	16 S sulfur 16	17 Cl chlorine 17	18 Ar argon 18
27 Al aluminium 13	28 Si silicon 14	29 Co cobalt 27	30 Zn zinc 30	31 Ga gallium 31	32 Ge germanium 32	33 As arsenic 33	36 Kr krypton 36
59 Co cobalt 27	59 Ni nickel 28	65 Zn zinc 30	63.5 Cu copper 29	70 Ga gallium 31	73 Ge germanium 32	75 As arsenic 33	84 Kr krypton 36
103 Rh rhodium 45	106 Pd palladium 46	112 Cd cadmium 48	108 Ag silver 47	115 In indium 49	119 Sn tin 50	122 Sb antimony 51	131 Xe xenon 54
192 Ir iridium 77	195 Pt platinum 78	201 Hg mercury 80	197 Au gold 79	204 Tl thallium 81	207 Pb lead 82	209 Bi bismuth 83	[222] Rn radon 86
186 Re rhenium 75	186 Tc technetium 43	186 Re rhenium 75	184 W tungsten 74	190 Os osmium 76	192 Ir iridium 77	195 Pt platinum 78	[210] At astatine 85
186 Re rhenium 75	186 Tc technetium 43	186 Re rhenium 75	184 W tungsten 74	190 Os osmium 76	192 Ir iridium 77	195 Pt platinum 78	[210] At astatine 85
186 Re rhenium 75	186 Tc technetium 43	186 Re rhenium 75	184 W tungsten 74	190 Os osmium 76	192 Ir iridium 77	195 Pt platinum 78	[210] At astatine 85
186 Re rhenium 75	186 Tc technetium 43	186 Re rhenium 75	184 W tungsten 74	190 Os osmium 76	192 Ir iridium 77	195 Pt platinum 78	[210] At astatine 85
186 Re rhenium 75	186 Tc technetium 43	186 Re rhenium 75	184 W tungsten 74	190 Os osmium 76	192 Ir iridium 77	195 Pt platinum 78	[210] At astatine 85
186 Re rhenium 75	186 Tc technetium 43	186 Re rhenium 75	184 W tungsten 74	190 Os osmium 76	192 Ir iridium 77	195 Pt platinum 78	[210] At astatine 85
186 Re rhenium 75	186 Tc technetium 43	186 Re rhenium 75	184 W tungsten 74	190 Os osmium 76	192 Ir iridium 77	195 Pt platinum 78	[210] At astatine 85
186 Re rhenium 75	186 Tc technetium 43	186 Re rhenium 75	184 W tungsten 74	190 Os osmium 76	192 Ir iridium 77	195 Pt platinum 78	[210] At astatine 85
186 Re rhenium 75	186 Tc technetium 43	186 Re rhenium 75	184 W tungsten 74	190 Os osmium 76	192 Ir iridium 77	195 Pt platinum 78	[210] At astatine 85
186 Re rhenium 75	186 Tc technetium 43	186 Re rhenium 75	184 W tungsten 74	190 Os osmium 76	192 Ir iridium 77	195 Pt platinum 78	[210] At astatine 85
186 Re rhenium 75	186 Tc technetium 43	186 Re rhenium 75	184 W tungsten 74	190 Os osmium 76	192 Ir iridium 77	195 Pt platinum 78	[210] At astatine 85
186 Re rhenium 75	186 Tc technetium 43	186 Re rhenium 75	184 W tungsten 74	190 Os osmium 76	192 Ir iridium 77	195 Pt platinum 78	[210] At astatine 85
186 Re rhenium 75	186 Tc technetium 43	186 Re rhenium 75	184 W tungsten 74	190 Os osmium 76	192 Ir iridium 77	195 Pt platinum 78	[210] At astatine 85
186 Re rhenium 75	186 Tc technetium 43	186 Re rhenium 75	184 W tungsten 74	190 Os osmium 76	192 Ir iridium 77	195 Pt platinum 78	[210] At astatine 85
186 Re rhenium 75	186 Tc technetium 43	186 Re rhenium 75	184 W tungsten 74	190 Os osmium 76	192 Ir iridium 77	195 Pt platinum 78	[210] At astatine 85
186 Re rhenium 75	186 Tc technetium 43	186 Re rhenium 75	184 W tungsten 74	190 Os osmium 76	192 Ir iridium 77	195 Pt platinum 78	[210] At astatine 85
186 Re rhenium 75	186 Tc technetium 43	186 Re rhenium 75	184 W tungsten 74	190 Os osmium 76	192 Ir iridium 77	195 Pt platinum 78	[210] At astatine 85
186 Re rhenium 75	186 Tc technetium 43	186 Re rhenium 75	184 W tungsten 74	190 Os osmium 76	192 Ir iridium 77	195 Pt platinum 78	[210] At astatine 85
186 Re rhenium 75	186 Tc technetium 43	186 Re rhenium 75	184 W tungsten 74	190 Os osmium 76	192 Ir iridium 77	195 Pt platinum 78	[210] At astatine 85
186 Re rhenium 75	186 Tc technetium 43	186 Re rhenium 75	184 W tungsten 74	190 Os osmium 76	192 Ir iridium 77	195 Pt platinum 78	[210] At astatine 85
186 Re rhenium 75	186 Tc technetium 43	186 Re rhenium 75	184 W tungsten 74	190 Os osmium 76	192 Ir iridium 77	195 Pt platinum 78	[210] At astatine 85
186 Re rhenium 75	186 Tc technetium 43	186 Re rhenium 75	184 W tungsten 74	190 Os osmium 76	192 Ir iridium 77	195 Pt platinum 78	[210] At astatine 85
186 Re rhenium 75	186 Tc technetium 43	186 Re rhenium 75	184 W tungsten 74	190 Os osmium 76	192 Ir iridium 77	195 Pt platinum 78	[210] At astatine 85
186 Re rhenium 75	186 Tc technetium 43	186 Re rhenium 75	184 W tungsten 74	190 Os osmium 76	192 Ir iridium 77	195 Pt platinum 78	[210] At astatine 85
186 Re rhenium 75	186 Tc technetium 43	186 Re rhenium 75	184 W tungsten 74	190 Os osmium 76	192 Ir iridium 77	195 Pt platinum 78	[210] At astatine 85
186 Re rhenium 75	186 Tc technetium 43	186 Re rhenium 75	184 W tungsten 74	190 Os osmium 76	192 Ir iridium 77	195 Pt platinum 78	[210] At astatine 85
186 Re rhenium 75	186 Tc technetium 43	186 Re rhenium 75	184 W tungsten 74	190 Os osmium 76	192 Ir iridium 77	195 Pt platinum 78	[210] At astatine 85
186 Re rhenium 75	186 Tc technetium 43	186 Re rhenium 75	184 W tungsten 74	190 Os osmium 76	192 Ir iridium 77	195 Pt platinum 78	[210] At astatine 85
186 Re rhenium 75	186 Tc technetium 43	186 Re rhenium 75	184 W tungsten 74	190 Os osmium 76	192 Ir iridium 77	195 Pt platinum 78	[210] At astatine 85
186 Re rhenium 75	186 Tc technetium 43	186 Re rhenium 75	184 W tungsten 74	190 Os osmium 76	192 Ir iridium 77	195 Pt platinum 78	[210] At astatine 85
186 Re rhenium 75	186 Tc technetium 43	186 Re rhenium 75	184 W tungsten 74	190 Os osmium 76	192 Ir iridium 77	195 Pt platinum 78	[210] At astatine 85
186 Re rhenium 75	186 Tc technetium 43	186 Re rhenium 75	184 W tungsten 74	190 Os osmium 76	192 Ir iridium 77	195 Pt platinum 78	[210] At astatine 85
186 Re rhenium 75	186 Tc technetium 43	186 Re rhenium 75	184 W tungsten 74	190 Os osmium 76	192 Ir iridium 77	195 Pt platinum 78	[210] At astatine 85
186 Re rhenium 75	186 Tc technetium 43	186 Re rhenium 75	184 W tungsten 74	190 Os osmium 76	192 Ir iridium 77	195 Pt platinum 78	[210] At astatine 85
186 Re rhenium 75	186 Tc technetium 43	186 Re rhenium 75	184 W tungsten 74	190 Os osmium 76	192 Ir iridium 77	195 Pt platinum 78	[210] At astatine 85
186 Re rhenium 75	186 Tc technetium 43	186 Re rhenium 75	184 W tungsten 74	190 Os osmium 76	192 Ir iridium 77	195 Pt platinum 78	[210] At astatine 85
186 Re rhenium 75	186 Tc technetium 43	186 Re rhenium 75	184 W tungsten 74	190 Os osmium 76	192 Ir iridium 77	195 Pt platinum 78	[210] At astatine 85
186 Re rhenium 75	186 Tc technetium 43	186 Re rhenium 75	184 W tungsten 74	190 Os osmium 76	192 Ir iridium 77	195 Pt platinum 78	[210] At astatine 85
186 Re rhenium 75	186 Tc technetium 43	186 Re rhenium 75	184 W tungsten 74	190 Os osmium 76	192 Ir iridium 77	195 Pt platinum 78	[210] At astatine 85
186 Re rhenium 75	186 Tc technetium 43	186 Re rhenium 75	184 W tungsten 74	190 Os osmium 76	192 Ir iridium 77	195 Pt platinum 78	[210] At astatine 85
186 Re rhenium 75	186 Tc technetium 43	186 Re rhenium 75	184 W tungsten 74	190 Os osmium 76	192 Ir iridium 77	195 Pt platinum 78	[210] At astatine 85
186 Re rhenium 75	186 Tc technetium 43	186 Re rhenium 75	184 W tungsten 74	190 Os osmium 76	192 Ir iridium 77	195 Pt platinum 78	[210] At astatine 85
186 Re rhenium 75	186 Tc technetium 43	186 Re rhenium 75	184 W tungsten 74	190 Os osmium 76	192 Ir iridium 77	195 Pt platinum 78	[210] At astatine 85
186 Re rhenium 75	186 Tc technetium 43	186 Re rhenium 75	184 W tungsten 74	190 Os osmium 76	192 Ir iridium 77	195 Pt platinum 78	[210] At astatine 85
186 Re rhenium 75	186 Tc technetium 43	186 Re rhenium 75	184 W tungsten 74	190 Os osmium 76	192 Ir iridium 77	195 Pt platinum 78	[210] At astatine 85
186 Re rhenium 75	186 Tc technetium 43	186 Re rhenium 75	184 W tungsten 74	190 Os osmium 76	192 Ir iridium 77	195 Pt platinum 78	[210] At astatine 85
186 Re rhenium 75	186 Tc technetium 43	186 Re rhenium 75	184 W tungsten 74	190 Os osmium 76	192 Ir iridium 77	195 Pt platinum 78	[210] At astatine 85
186 Re rhenium 75	186 Tc technetium 43	1					